


Street Lights

Utility Clearance Guidelines

What You Need to Know

May 2022



Coordination with Utilities

Although Pierce County operates and maintains a regional sewer system, water and power are provided by multiple other utility providers. These utilities require clearance around their infrastructure to maintain the equipment and provide safe and reliable service to your home or development. Before submitting plans for Pierce County review, it is necessary to coordinate your planned improvements with these utilities' setback requirements.

What about landscaping?


Pierce County's landscape ordinance 17C.60.010 provides guidance for landscaping and screening around new construction and significant building improvements. Adherence to this ordinance is required except where it conflicts with the setback requirements of these water and power utilities. In such cases, landscaping and screening shall be provided up to the area designated as required clear space by the utility, maintaining all setback dimensions identified.

What about the County Right-of-Way and Utility Easements?

Pierce County Code (P.C.C.) Chapter 12.28 prohibits the placement of any object (except mailboxes) within the right-of-way without the express written permission of the County Engineer. The width of rights-of-way vary by location. Consult the Pierce County Public GIS online mapping tool for right-of-way information; a survey may be required.

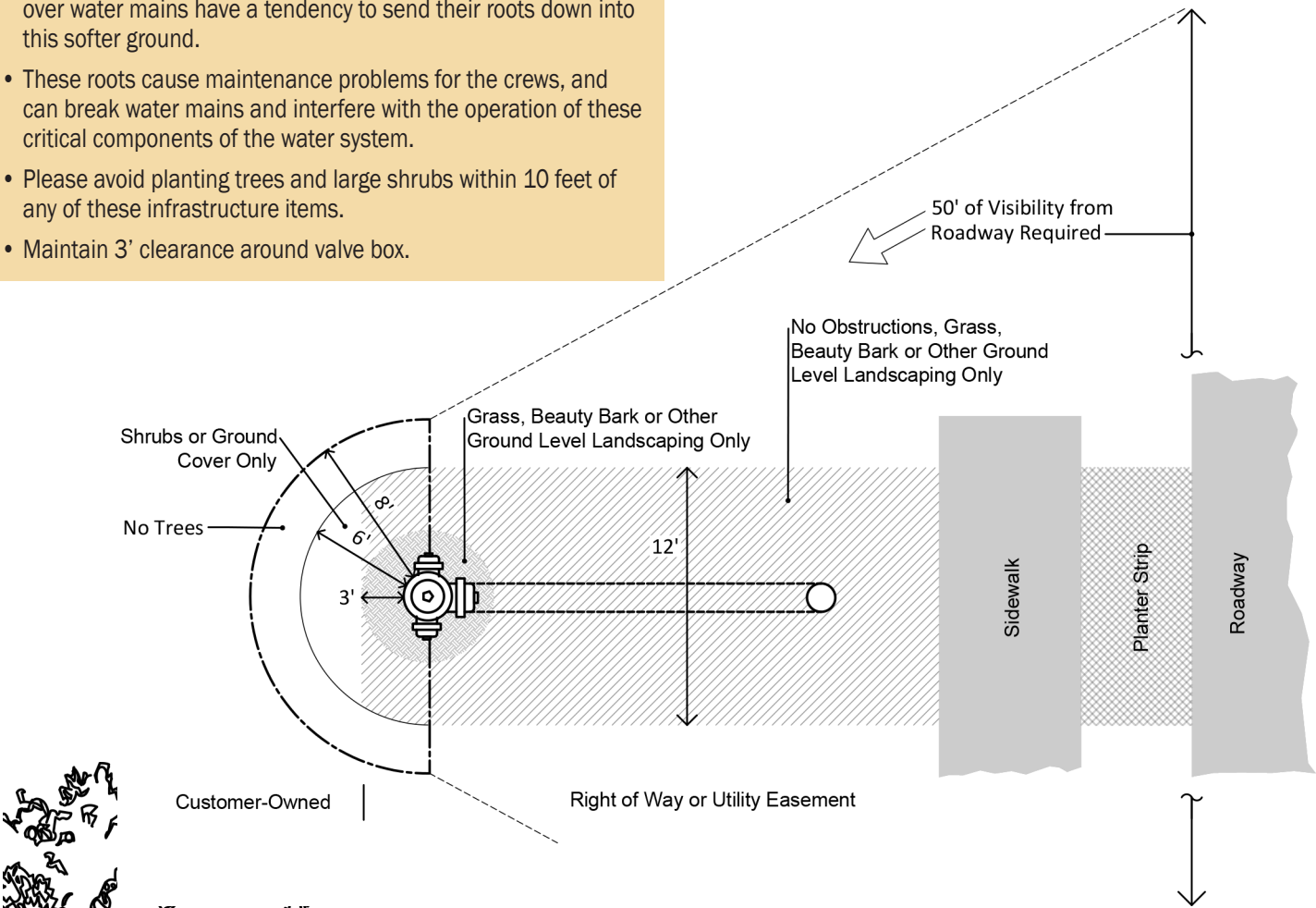
What are these setback requirements?

The following figures identify the setback requirements from various facilities and utility infrastructure; they are intended to provide guidance to the home owner or developer while preparing plans to submit for Pierce County review. These figures have been prepared by the Regional Water Cooperative of Pierce County (an organized group of water purveyors which provide service to areas around Pierce County). **Any questions regarding clarification of these figures should be directed to the specific utility responsible for providing service to your project.**

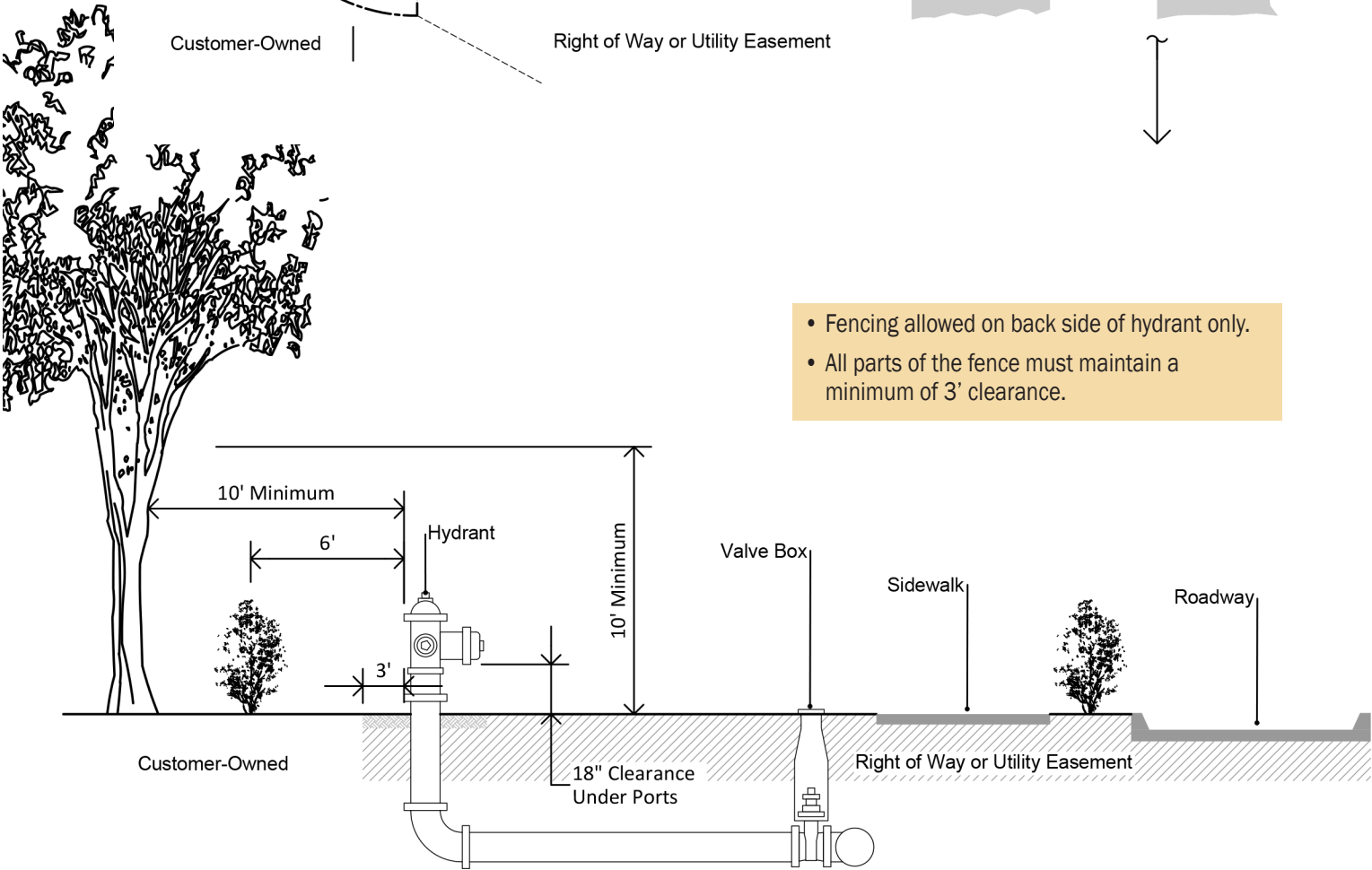


Hydrants

- Trees and shrubs planted near hydrants, valves, meters, and over water mains have a tendency to send their roots down into this softer ground.
- These roots cause maintenance problems for the crews, and can break water mains and interfere with the operation of these critical components of the water system.
- Please avoid planting trees and large shrubs within 10 feet of any of these infrastructure items.
- Maintain 3' clearance around valve box.

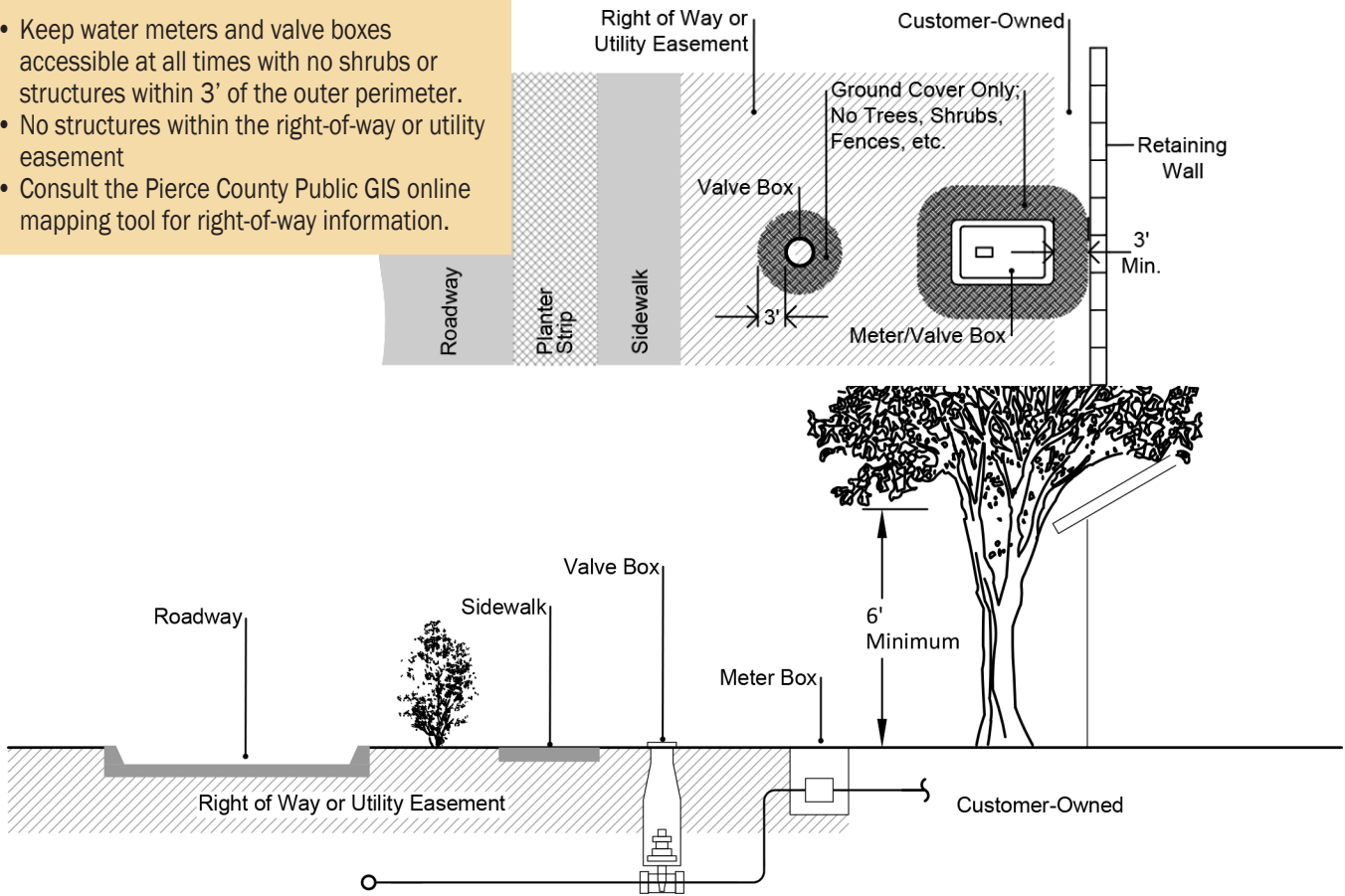


- Fencing allowed on back side of hydrant only.
- All parts of the fence must maintain a minimum of 3' clearance.



Water Meters and Vaults

- Keep water meters and valve boxes accessible at all times with no shrubs or structures within 3' of the outer perimeter.
- No structures within the right-of-way or utility easement
- Consult the Pierce County Public GIS online mapping tool for right-of-way information.



Electrical Meters and Vaults

- Electrical splice boxes can be found in lawns, planters, etc. The top of the splice box is set at ground height, and must remain visible.
- Allow 3' minimum on all sides, and 10' minimum to trees, large shrubs, etc.
- Maintain 10' overhead clearance.
- Please consider full grown size when planting.

- Usually found on the side of the home or building.
- Allow 3' minimum to the sides and in front of meter.
- Do not block access or enclose meter in any way.
- Please consider full grown size when planting.

